



# CHILDREN'S SERVICES 2019 Accomplishments

## LICENSED CHILD CARE



**43**  
Child Care Sites



**32**  
Located in Schools



**13**  
French/  
Bilingual Sites




**29.5%**  
Access to Care

### Licensed Child Care Spaces (excluding licensed homes)

Infant	137
Toddler	304
Preschool	745
JK/SK	561
School Age	1,340
Family Grouping	60
Recreation	90

**3,147** Total Spaces  
*\*excluding recreation spaces*



**15**  
Child Care Agencies



**3**  
Home Agencies



**1**  
Authorized Recreation Program

## CHILD CARE WAITLIST REGISTRY

*\*Waitlist data reported as of December 31, 2019*

**2,084**  
Total Children on the Waitlist  
*(includes those placed and still on the list)*

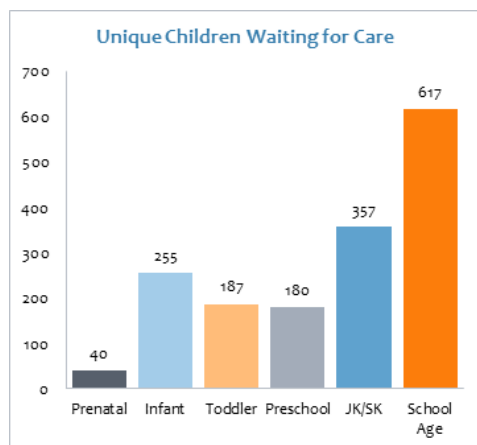
**1,636** Children Waiting for Care  
*(no placement)*

**1,243** Children Past Care Date Needed

**728** Children Placed  
*(and no longer on the list)*

**9,114**  
Total Applications  
*(all children)*

**6,732**  
'Waiting for Care'  
Applications



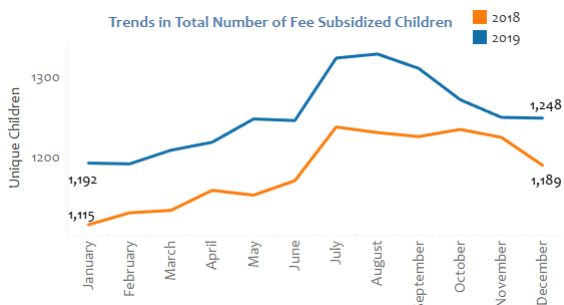
## CHILD CARE FEE SUBSIDY



**1,743**  
Total Children Served



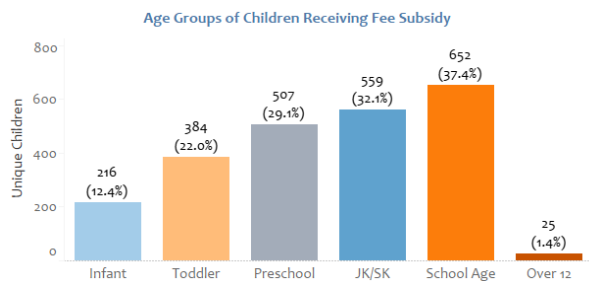
**1,161**  
Total Families Served



### Average Daily Parent Contribution by Income Level

Income Levels	Avg.DPC	Unique Families
0-\$10,000	\$0.00	286
\$10,001-\$20,000	\$0.00	186
\$20,001-\$30,000	\$1.93	156
\$30,001-\$40,000	\$5.77	131
\$40,001-\$50,000	\$12.36	110
\$50,001-\$60,000	\$23.36	91
\$60,001-\$70,000	\$35.75	62
\$70,001-\$80,000	\$47.47	25
\$80,001-\$90,000	\$53.46	38
\$90,001-\$100,000	\$65.00	13
\$100,000 +	\$88.33	11

*\*Temporary Care not included*



## QUALITY ASSURANCE

**212**  
Total Visits to Child Care & EarlyON Centres



**16** Professional Learning sessions were offered in 2019

Approximately **400** professionals attended these activities

## INCLUSION SUPPORT PROGRAM

Children served in 2019:

**65** in EarlyON

**331** in Child Care



## EARLYON CHILD & FAMILY CENTRES



**22**  
EarlyON Sites



**15**  
Located in Schools



**12**  
French/Bilingual Sites



**5/3**  
Evening/Weekend Programs

In 2019, we served:



**1,648**  
Parents/Caregivers



**2,027**  
Unique Children



**16,182**  
Parent/Caregiver Visits

**22,409**  
Children Visits

### Children Served by Age Group

