

Reaching Home: Canada's Homelessness Strategy

Community Homelessness Report

(Nipissing District)

(2020-2021)

TEMPLATE FOR COMMUNITIES

SECTION 1: COMMUNITY CONTEXT

Overview

Highlight any efforts and/or issues related to the work that your community has done to **prevent and/or reduce homelessness** over the last two years.

Solutions Rehousing program provided rapid-rehousing supports to individuals and households experiencing homelessness who are residing temporary at the Crisis Center Four Elms or emergency overflow (in hotel/motel). The program added clients with assistance with housing searches, landlord contact, dispute resolution, and support required to obtain transitional Supports program at Future's Residence provided enhanced staffing to work with vulnerable youths ranging anxiety to build confidence, life skills, and self-sufficiency. Future's staff in assisting vulnerable youths (harm trauma, stress/anxiety management) Suswin program staff predominantly work with urban Indigenous homeless or at-homelessness population in North Bay by providing assistance through outreach, assistance to access resources and referrals, homeless advocacy, assistance to obtain housing readiness documentation, transitional support, housing stability and crisis response. LIPI's Homelessness Prevention program ensure Nipissing District households have their functional needs met and are structurally stabilized and provides assistance with upfront rent, rent arrears, utilities, household etc. The HCAP/ Outreach program prioritize individuals and families who are new to street culture including those at risk of becoming homeless as a result of harmful substance use and other underlying issues. Housing Success Program will work collaboratively with other members of the NMHSS Housing Success Team, tenants, landlords and support highlight efforts and/or issues related to the work of **increasing access to safe, adequate housing** in your community the last two years.

Home various program staff assist households experiencing homelessness or at risk of homelessness with access to housing. However due to the shortage of affordable housing, especially single occupancy housing, it's been a challenge to find housing within the household's means. The Gateway House was built in 2021 adding 16 transitional housing affordable housing inventory.

What impact has COVID-19 had on your community's progress with designing and implementing Coordinated Access and Homelessness Management Information System (HMIS)?

In the past couple of months the pandemic, efforts and resources were directed on responding to lack of shelter capacity, office closure, restrictions, etc. Our community opened a new low-barrier emergency shelter in response to the increase of shelter capacity due to COVID-19 restrictions. An isolation facility was also established for people showing signs of COVID-19. Coordinated Access meetings were paused for those months and resumed over a zoom in late 2020. Although Coordinated Access meetings were delayed, COVID-19 also created a spike in emergency housing need that highlighted the importance of Coordinated Access and collaboration between community partners. There is a renewed sense of urgency to implement Coordinated Access using our HMIS tool.

Collaboration between Indigenous and Non-Indigenous Organizations

With respect to the design and implementation of Coordinated Access and a Homelessness Management Information System (HMIS), has there been collaboration between local Indigenous and Non-Indigenous organizations and, where applicable, the Indigenous Community Advisory Board (ICAB)?

Yes

Describe how this collaboration was undertaken and how it impacted the design and implementation of Coordinated Access and/or the HMIS. How will it be strengthened in the future?

Indigenous Friendship Centre is part of the core team working on Coordinated Access and HIFIS along with other partners. NBIFC participates in bi-monthly meetings giving feedback and comments on data governance and HIFIS strategies.

	Yes
<p>With respect to the completion of the Community Homelessness Report (CHR), was there collaboration between local Indigenous and non-Indigenous organizations and, where applicable, the Indigenous CAB?</p> <p>Describe when this collaboration occurred and what parts of the CHR were informed by these efforts.</p>	
<p>Was this reviewed and approved by the CAB.</p>	
<p>Does your community have a separate Indigenous CAB?</p>	No



SECTION 2: COORDINATED ACCESS AND HOMELESSNESS MANAGEMENT INFORMATION SYSTEM (HMIS) SELF-ASSESSMENT

Governance

Is there a governance model for Coordinated Access and has a Coordinated Access lead organization(s) been identified?

Under development

Is there a governance model for your HMIS and has a HMIS lead organization(s) been identified?

Under development

Do all service providers receiving funding through the Designated Communities stream to either one or more projects participate in Coordinated Access?

Yes

Homelessness Management Information System (HMIS)

Does your community have an HMIS to manage individual-level data and service provider information for Coordinated Access?

Yes

If your community, is HIFIS the HMIS that is being used or will be used ?

Yes

Has your community signed either a Data Provision Agreement with Employment and Social Development Canada (ESDC) if your community is currently using HIFIS or a Data Sharing Agreement with ESDC if your community is currently using an equivalent HMIS?

Yes

Do you have a set of local agreements to manage privacy, data sharing and client consent in compliance to municipal, provincial and federal laws?

Under development

Do you have established safeguards to ensure the data collected is secured from unauthorized access?

Yes

Access Points to Service		
Are access sites available in some form throughout the DC geographic area so that the Coordinated Access system serves the entire DC geographic area?		Under development
Are there processes in place to monitor if there is easy and equitable access to the Coordinated Access system and respond to any emerging issues, as appropriate?		Under development
Are there processes in place that ensure no one is denied access to service due to perceived housing or service barriers?		Under development
Triage and Assessment		
Is the triage and assessment process documented in one or more policies/protocols, including an intake protocol for entering people into the Coordinated Access system and/or CAS when they (re)connect with an access point?		Under development
Is the same common assessment tool used for all population groups experiencing homelessness (for example, youth, women fleeing violence, Indigenous peoples)?		Under development
Vacancy Matching and Referral		
Is the vacancy matching and referral process documented in one or more policies/protocols, including how vacancies are filled from the Coordinated Access Resource Inventory according to agreed-upon prioritization and referral protocols?		Under development
Are all housing resources funded through the Designated Communities stream identified as part of the Coordinated Access Resource Inventory?		Under development
For each housing resource in the Coordinated Access Resource Inventory, have eligibility requirements been documented?		Under development

<p>each type of housing resource in the Coordinated Access Resource Inventory, have prioritization criteria, and the order in which they will be applied, been documented?</p>	<p>Under development</p>
<p>the vacancy matching and referral policies/protocols specify how individual choice in housing options will be respected (allowing individuals and families to reject a referral without discussions) and do they include processes specific to dealing with vacancy referral challenges, concerns and/or disagreements (including refusals of referrals)?</p>	<p>Under development</p>
<p>vacancies from the Coordinated Access Resource Inventory filled using the list of people waiting for housing resources who are offer-ready (i.e., the unique identifier list filtered to a Priority List)?</p>	<p>Under development</p>

SUMMARY

Table below provides a summary of the work your community has done so far to implement Reaching Home's minimum requirements for Coordinated Access and an HMIS.

Yes	Under development	Not yet started
4	14	0

SUMMARY COMMENT


Are there particular efforts and/or issues that you would like to highlight for this reporting period related to your community's work to achieve the Reaching Home minimum requirements? In particular, please describe your community's efforts to set-up or improve the Coordinated Access governance structure, including processes to ensure that policies and protocols as approved by the governance group(s) are being implemented across the system as intended to achieve desired results.

SAAB is currently working with four participating agencies on implementing Coordinated Access and establishing data exchange through a Data Sharing Agreement between participating agencies. The implementation group meets every two weeks on vision, common goals, common intake process, building a housing resource inventory, triage, referral, and process, common prioritization criteria. Each agency bring forward concerns, questions and comments that were brought in the final Data Sharing Agreement.

PUBLIC ACCESS TO RESULTS

outlined in the Directives, communities are required to make results of the CHR publicly available. How will the public access to the summary results of this CHR? For example, which website will be used to publish the results?

results will be posted on the DNSSAB website under the housing services section: <https://dnssab.ca/housing-services/>



**SECTION 3: COMMUNITY-LEVEL DATA
2019-2020**

Community-Level Data Context

Note: Please answer questions 3.1 to 3.4 in the "Section 3 - 2020-21" tab

Select one

Does your community use the Reaching Home definition of chronic homelessness?

How does your community define chronic homelessness?

Does your community update chronic homelessness status over time?

Select one

When your community asks individuals and families where they lived before they became homeless, is the "prior living situation" defined as where they were **immediately** before homelessness?

Select one

Why is there a possible time gap? How far back could the "prior living situation" apply?

Do you have a written policy/protocol that specifies the number of days of inactivity after which state changed from "active" to "inactive"?

Select one

Step 1. Select Data Source

Does your community currently have a unique identifier list (a List) that has the following characteristics:

- 3.5.1 Unduplicated information for each individual/household Not yet
- 3.5.2 Contained in one document/database Not yet
- 3.5.3 Includes people experiencing homelessness who are active Not yet
- 3.5.4 Consent given to be on the List Not yet

Does the List have any data that can be reported for this reporting period (i.e., April 1, 2019, to March 2020)?

Select one

Step 2. Define the Data

What is the date range for available data from the List this fiscal report?

- First date in reporting period:
- Last date in reporting period:

YYYY-MM-DD

YYYY-MM-DD

Which household types does the List include? Select all that apply.

- Single adults
- Unaccompanied youth
- Families

Select one

Does the List include family members like dependents, or just the head of household?
Can the List report data by unique individuals? This means that each family member will be reported separately.

Select one

Step 3. Report the Data

Complete the Population Groups table below using the date range indicated in Question 3.7.

Report the number of unique individuals (or households where not available) who:

Priority Population Groups – Mandatory Reporting	3.9.1 Were homeless (Measures Cumulative Homelessness)	3.9.2 Were new to homelessness (Measures Inflow)	3.9.3 Returned to homelessness from housing (one or more times) (Measures Inflow)	3.9.4 Returned to homelessness from transitional status (one or more times) (Measures Inflow)	3.9.5 Returned to homelessness from unknown status (one or more times) (Measures Inflow)	3.9.6 State changed from inactive to active (one or more times) (Measures Inflow)
Transitionally homeless						
Chronic homeless						
Homeless						
Priority Population Groups – Mandatory Reporting						
Transitionally homeless						
Chronic homeless						
Homeless						
Priority Population Groups – Mandatory Reporting						
Transitionally homeless						
Chronic homeless						
Homeless						
Priority Population Groups – Mandatory Reporting						
Transitionally homeless						
Chronic homeless						
Homeless						
Priority Population Groups – Mandatory Reporting						
Transitionally homeless						
Chronic homeless						
Homeless						
Priority Population Groups – Mandatory Reporting						
Transitionally homeless						
Chronic homeless						
Homeless						
Priority Population Groups – Mandatory Reporting						
Transitionally homeless						
Chronic homeless						
Homeless						
Priority Population Groups – Mandatory Reporting						
Transitionally homeless						
Chronic homeless						
Homeless						
Priority Population Groups – Mandatory Reporting						
Transitionally homeless						
Chronic homeless						
Homeless						
Priority Population Groups – Mandatory Reporting						
Transitionally homeless						
Chronic homeless						
Homeless						
Priority Population Groups – Mandatory Reporting						
Transitionally homeless						
Chronic homeless						
Homeless						
Priority Population Groups – Mandatory Reporting						
Transitionally homeless						
Chronic homeless						
Homeless						
Priority Population Groups – Mandatory Reporting						
Transitionally homeless						
Chronic homeless						
Homeless						
Priority Population Groups – Mandatory Reporting						
Transitionally homeless						
Chronic homeless						
Homeless						
Priority Population Groups – Mandatory Reporting						
Transitionally homeless						
Chronic homeless						
Homeless						
Priority Population Groups – Mandatory Reporting						
Transitionally homeless						
Chronic homeless						
Homeless						
Priority Population Groups – Mandatory Reporting						
Transitionally homeless						
Chronic homeless						
Homeless						
Priority Population Groups – Mandatory Reporting						
Transitionally homeless						
Chronic homeless						
Homeless						
Priority Population Groups – Mandatory Reporting						
Transitionally homeless						
Chronic homeless						
Homeless						
Priority Population Groups – Mandatory Reporting						
Transitionally homeless						
Chronic homeless						
Homeless						
Priority Population Groups – Mandatory Reporting						
Transitionally homeless						
Chronic homeless						
Homeless						
Priority Population Groups – Mandatory Reporting						
Transitionally homeless						
Chronic homeless						
Homeless						
Priority Population Groups – Mandatory Reporting						
Transitionally homeless						
Chronic homeless						
Homeless						
Priority Population Groups – Mandatory Reporting						
Transitionally homeless						
Chronic homeless						
Homeless						
Priority Population Groups – Mandatory Reporting						
Transitionally homeless						
Chronic homeless						
Homeless						

How do you wish to report on any Additional Population Groups?						Select one
Additional Population Groups – Optional Reporting	3.9.1 Were homeless (Measures Cumulative Homelessness)	3.9.2 Were new to homelessness (Measures Inflow)	3.9.3 Returned to homelessness from housing (one or more times) (Measures Inflow)	3.9.4 Returned to homelessness from transitional status (one or more times) (Measures Inflow)	3.9.5 Returned to homelessness from unknown status (one or more times) (Measures Inflow)	3.9.6 State changed from inactive to active (one or more times) (Measures Inflow)
Additional Population Groups – Optional Reporting			3.9.7 Moved from homelessness to housing (one or more times) (Measures Outflow)	3.9.8 Status changed from homelessness to transitional (one or more times) (Measures Outflow)	3.9.9 Status changed from homelessness to unknown (one or more times) (Measures Outflow)	3.9.10 State changed from active to inactive (one or more times) (Measures Outflow)
Additional) Please insert comment here*						

Please provide the definition(s) your community uses for each Additional Population Group.
 Please insert definitions here*

Complete the Prior Living Situations table below for all individuals (or households where not available) that were homeless
 in the date range indicated in Question 3.7.

	Public Institutions	Transitional Housing	Permanent Housing	Unknown	Total
to homelessness					0
returned to homelessness					0
All	0	0	0	0	0

**SECTION 3: COMMUNITY-LEVEL DATA
2020-2021**

Community-Level Data Context

<p>Does your community use the Reaching Home definition of chronic homelessness?</p>	<p>Yes</p>
<p> </p>	
<p>Does your community update chronic homelessness status over time? When your community asks individuals and families where they lived before they became homeless, is the “prior living situation” defined as where they were immediately before homelessness?</p>	<p>Not yet Yes – there is no time gap</p>
<p> </p>	
<p>Do you have a written policy/protocol that specifies the number of days of inactivity after which state changed from “active” to “inactive”?</p>	<p>Not yet</p>

Step 1. Select Data Source

Does your community currently have a unique identifier list (a List) that has the following characteristics:

3.5.1 Unduplicated information for each individual/household	Not yet
3.5.2 Contained in one document/database	Not yet
3.5.3 Includes people experiencing homelessness who are active	Not yet
3.5.4 Consent given to be on the List	Not yet
Does the List have any data that can be reported for this reporting period (i.e., April 1, 2020, to March 2021)?	Select one

Step 2. Define the Data

What is the date range for available data from the List this fiscal report?

- First date in reporting period:
- Last date in reporting period:

YYYY-MM-DD

YYYY-MM-DD

Which household types does the List include? Select all that apply.

- Single adults
- Unaccompanied youth
- Families

Does the List include family members like dependents, or just the head of household? Select one

Can the List report data by unique individuals? This means that each family member will be reported separately. Select one

Step 3. Report the Data

Complete the Population Groups table below using the date range indicated in Question 3.7.

Report the number of unique individuals (or households where not available) who:							
Priority Population Groups – Mandatory Reporting	3.9.1 Were homeless (Measures Cumulative Homelessness)	3.9.2 Were new to homelessness (Measures Inflow)	3.9.3 Returned to homelessness from housing (one or more times) (Measures Inflow)	3.9.4 Returned to homelessness from transitional status (one or more times) (Measures Inflow)	3.9.5 Returned to homelessness from unknown status (one or more times) (Measures Inflow)	3.9.6 State changed from inactive to active (one or more times) (Measures Inflow)	
Priority Population Groups – Mandatory Reporting							
Priority Population Groups – Mandatory Reporting			3.9.7 Moved from homelessness to housing (one or more times) (Measures Outflow)	3.9.8 Status changed from homelessness to transitional (one or more times) (Measures Outflow)	3.9.9 Status changed from homelessness to unknown (one or more times) (Measures Outflow)	3.9.10 State changed from active to inactive (one or more times) (Measures Outflow)	
Priority Population Groups – Mandatory Reporting							

How do you wish to report on any Additional Population Groups?						Select one
Additional Population Groups – Optional Reporting	3.9.1 Were homeless (Measures Cumulative Homelessness)	3.9.2 Were new to homelessness (Measures Inflow)	3.9.3 Returned to homelessness from housing (one or more times) (Measures Inflow)	3.9.4 Returned to homelessness from transitional status (one or more times) (Measures Inflow)	3.9.5 Returned to homelessness from unknown status (one or more times) (Measures Inflow)	3.9.6 State changed from inactive to active (one or more times) (Measures Inflow)
Additional Population Groups – Optional Reporting			3.9.7 Moved from homelessness to housing (one or more times) (Measures Outflow)	3.9.8 Status changed from homelessness to transitional (one or more times) (Measures Outflow)	3.9.9 Status changed from homelessness to unknown (one or more times) (Measures Outflow)	3.9.10 State changed from active to inactive (one or more times) (Measures Outflow)
Additional) Please insert comment here*						

Please provide the definition(s) your community uses for each Additional Population Group.
 Please insert definitions here*

Complete the Prior Living Situations table below for all individuals (or households where not available) that were homeless
 in the date range indicated in Question 3.7.

	Public Institutions	Transitional Housing	Permanent Housing	Unknown	Total
to lessness					0
urned to lessness					0
ll	0	0	0	0	0

SECTION 4: COMMUNITY-LEVEL OUTCOMES

Answers in Section 3 indicate that your community currently has a unique identifier list. This will be called the List in this

Step 1. Confirm List Comprehensiveness

<p>Is the List updated on a regular basis, monthly at minimum?</p>	<p>Select one</p>
<p>Does the List only currently include information about people experiencing chronic homelessness?</p>	<p>Select one</p>
<p>Does the List include individuals and families served through outreach to all locations (hotspots) across the community where people are living unsheltered (i.e., staying in places not meant for human habitation)?</p>	<p>Select one</p>
<p>Does the List include individuals and families across the community staying in all shelters for people experiencing homelessness (e.g., emergency shelters, hostels, hotel/motel stays paid for by a service provider)?</p>	<p>Select one</p>
<p>Does the List include individuals and families across the community staying in transitional housing?</p>	<p>Select one</p>
<p>Does the List include individuals experiencing homelessness across the community staying in institutions (e.g., jail or hospital)? (Note that if the stay exceeds your inactivity policy, their state on the changes to inactive.)</p>	<p>Select one</p>
<p>Does the List include individuals and families across the community who are experiencing hidden homelessness?</p>	<p>Select one</p>
<p>Is the total number of people on the List served through outreach and in shelters as of March 31, 2021, greater than the number of people who were <i>unsheltered</i> or <i>in shelter</i> according to your most recent Point-in-Time (PiT) Count?</p>	<p>Select one</p>
<p>When considering your answers to Questions 4.1 to 4.8. In your opinion, does your List include all of the individuals and families experiencing homelessness in your community, as much as is possible right now?</p>	<p>Select one</p>

Step 2. Define the Data Set

you have the List in place on or before April 1, 2019?

Select one

you have the List in place on or before April 1, 2020?

Select one

Step 3. Report the Data

CORE OUTCOMES

Outcome # 1: Fewer people experience homelessness overall (homelessness is reduced overall)

For answers in Steps 1 and 2, you can report annual result(s) for Outcome #1. Where applicable, add a target for 2027-28 in the right box.

	2019-20	2020-21	2021-22	2022-23	2023-24	2024-25	2025-26	2026-27	2027-28	Target
People experiencing homelessness for at least one day (that year)										

People experiencing homelessness for at least one day (that year)

2019-20 2020-21 2021-22 2022-23 2023-24 2024-25 2025-26 2026-27 2027-28 Target

Insert comment here*

Outcome #2: Fewer people experience homelessness for the first time (new inflows into homelessness are

For answers in Steps 1 and 2, you can report annual result(s) for Outcome #2. Where applicable, add a target for 2027-28 in the right-hand box.

	2019-20	2020-21	2021-22	2022-23	2023-24	2024-25	2025-26	2026-27	2027-28	Target
People experiencing homelessness for the first time (that										

People experiencing homelessness for the first time (that year)

2019-20	2020-21	2021-22	2022-23	2023-24	2024-25	2025-26	2026-27	2027-28	Target

Insert comment here*

Outcome #3: Fewer people return to homelessness from housing (returns to homelessness are reduced)

For answers in Steps 1 and 2, you can report annual result(s) for Outcome #3. Where applicable, add a target for 2027-28 in the target column on the right box.

	2019-20	2020-21	2021-22	2022-23	2023-24	2024-25	2025-26	2026-27	2027-28	Target
Returns to homelessness from housing (that year)										

Returns to homelessness from housing (that year)

2019-20 2020-21 2021-22 2022-23 2023-24 2024-25 2025-26 2026-27 2027-28 Target

Insert comment here*

Outcome #4: Fewer Indigenous peoples experience homelessness (Indigenous homelessness is reduced)

For answers in Steps 1 and 2, you can report annual result(s) for Outcome #4. Where applicable, add a target for 2027-28 in the right box.

	2019-20	2020-21	2021-22	2022-23	2023-24	2024-25	2025-26	2026-27	2027-28	Target
Indigenous peoples experiencing homelessness for at least one day (that year)										

Indigenous people experiencing homelessness for at least one day (that year)

2019-20 2020-21 2021-22 2022-23 2023-24 2024-25 2025-26 2026-27 2027-28 Target

Insert comment here*

Outcome #5: Fewer people experience chronic homelessness (chronic homelessness is reduced)

For answers in Steps 1 and 2, you can report annual result(s) for Outcome #5. Where applicable, add a target for 2027- in the right box.

	2019-20	2020-21	2021-22	2022-23	2023-24	2024-25	2025-26	2026-27	2027-28	Target
Number of people experiencing chronic homelessness for at least one day (that year)										0

People experiencing chronic homelessness for at least one day (that year)

2019-20 2020-21 2021-22 2022-23 2023-24 2024-25 2025-26 2026-27 2027-28 Target

Insert comment here*

)
#:

population group outcome.

2019-20	2020-21	2021-22	2022-23	2023-24	2024-25	2025-26	2026-27	2027-28	Target

Blank lined area for notes or comments.

sert comment here*

)

#:

population group outcome.

2019-20	2020-21	2021-22	2022-23	2023-24	2024-25	2025-26	2026-27	2027-28	Target

Multiple horizontal lines for text entry.

2019-20 2020-21 2021-22 2022-23 2023-24 2024-25 2025-26 2026-27 2027-28 Target

sert comment here*

COMMUNITY HOMELESSNESS REPORT SUMMARY

(Nipissing District)
(2020-2021)

COORDINATED ACCESS AND HOMELESSNESS MANAGEMENT INFORMATION SYSTEM (HMIS) SELF-ASSESSMENT

SUMMARY

Below provides a summary of the work the community has done so far to implement Reaching Home's minimum requirements for Coordinated Access and an HMIS. The percentage of the Reaching Home minimum requirements has the community:

Met	Started	Not yet started
4	14	0

SUMMARY COMMENT

particular efforts and/or issues that you would like to highlight for this reporting period related to your community's achieve the Reaching Home minimum requirements? In particular, please describe your community's efforts to set-up the Coordinated Access governance structure, including processes to ensure that policies and protocols, as by the governance group(s), are being implemented across the system as intended to achieve desired results.

AB is currently working with four participating agencies on implementing Coordinated Access and establishing data through a Data Sharing Agreement between participating agencies. The implementation group meets every two work on vision, common goals, common intake process, building a housing resource inventory, triage, referral, and process, common prioritization criteria. Each agency bring forward concerns, questions and comments that were be in the final Data Sharing Agreement.

COMMUNITY-LEVEL DATA for 2019-2020

the information provided in the Community Homelessness Report, the community does not have to report
ty-level data for 2019-2020.

the date range for available data from the List for this fiscal report?

- First date in reporting period:
- Last date in reporting period:

YYYY-MM-DD

YYYY-MM-DD

the Population Groups table below using the date range indicated for this fiscal report.

of unique individuals (or households where not available) in each Priority Population Group who:								
Priority Population Groups	Were homeless (Measures Cumulative Homelessness)	Were new to homelessness (Measures Inflow)	Returned to homelessness from housing (one or more times) (Measures Inflow)	Returned to homelessness from transitional status (one or more times) (Measures Inflow)	Returned to homelessness from unknown status (one or more times) (Measures Inflow)	State changed from inactive to active (one or more times) (Measures Inflow)	Returned to homelessness from unknown status (one or more times) (Measures Inflow)	State changed from active to inactive (one or more times) (Measures Outflow)
Homeless	0	0	0	0	0	0	0	0
Temporarily homeless	0	0	0	0	0	0	0	0
Households	0	0	0	0	0	0	0	0
Priority Population Groups			Moved from homelessness to housing (one or more times) (Measures Outflow)	Status changed from homelessness to transitional (one or more times) (Measures Outflow)	Status changed from homelessness to unknown (one or more times) (Measures Outflow)	State changed from active to inactive (one or more times) (Measures Outflow)		
Homeless			0	0	0	0	0	0
Temporarily homeless			0	0	0	0	0	0
Households			0	0	0	0	0	0

the Prior Living Situations table below for all individuals (or households where not available) that were homeless for
change indicated for this fiscal report.

	Public Institutions	Transitional Housing	Permanent Housing	Unknown	Total
New to homelessness	0	0	0	0	0
Returned to homelessness	0	0	0	0	0
Total	0	0	0	0	0

COMMUNITY-LEVEL DATA for 2020-2021

the information provided in the Community Homelessness Report, the community does not have to report community-level data for 2020-2021 and community-level outcomes for the reporting period.

the date range for available data from the List for this fiscal report?

- First date in reporting period:
- Last date in reporting period:

YYYY-MM-DD

YYYY-MM-DD

the Population Groups table below using the date range indicated for this fiscal report.

of unique individuals (or households where not available) in each Priority Population Group who:							
Priority Population Groups	Were homeless (Measures Cumulative Homelessness)	Were new to homelessness (Measures Inflow)	Returned to homelessness from housing (one or more times) (Measures Inflow)	Returned to homelessness from transitional status (one or more times) (Measures Inflow)	Returned to homelessness from unknown status (one or more times) (Measures Inflow)	State changed from inactive to active (one or more times) (Measures Inflow)	
Homeless	0	0	0	0	0	0	
Temporarily homeless	0	0	0	0	0	0	
Households	0	0	0	0	0	0	
Priority Population Groups			Moved from homelessness to housing (one or more times) (Measures Outflow)	Status changed from homelessness to transitional (one or more times) (Measures Outflow)	Status changed from homelessness to unknown (one or more times) (Measures Outflow)	State changed from active to inactive (one or more times) (Measures Outflow)	
Homeless			0	0	0	0	
Temporarily homeless			0	0	0	0	
Households			0	0	0	0	

the Prior Living Situations table below for all individuals (or households where not available) that were homeless for
change indicated for this fiscal report.

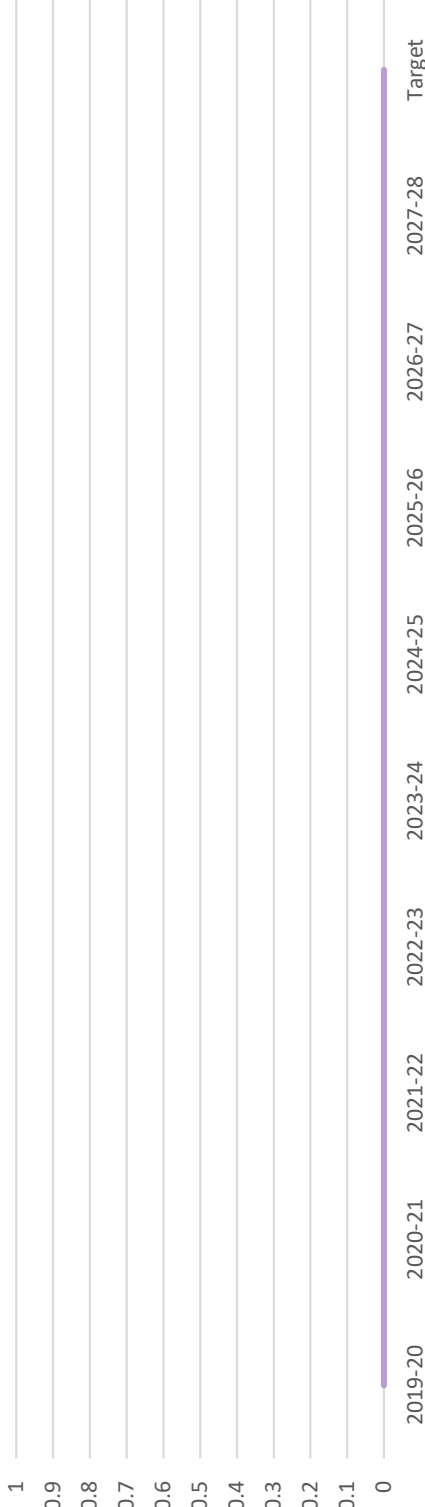
	Public Institutions	Transitional Housing	Permanent Housing	Unknown	Total
New to homelessness	0	0	0	0	0
Returned to homelessness	0	0	0	0	0
Total	0	0	0	0	0

COMMUNITY-LEVEL RESULTS OUTCOMES - CORE OUTCOMES

1: Fewer people experience homelessness overall (homelessness is reduced overall)

	2019-20	2020-21	2021-22	2022-23	2023-24	2024-25	2025-26	2026-27	2027-28	Target
People experiencing homelessness for at least one day (that year)	0	0	-	-	-	-	-	-	-	0

People experiencing homelessness for at least one day (that year)




Insert comment here*

#2: Fewer people experience homelessness for the first time (new inflows into homelessness are reduced)

	2019-20	2020-21	2021-22	2022-23	2023-24	2024-25	2025-26	2026-27	2027-28	Target
People experiencing homelessness for the first time (that year)	0	0	-	-	-	-	-	-	-	0

People experiencing homelessness for the first time (that year)

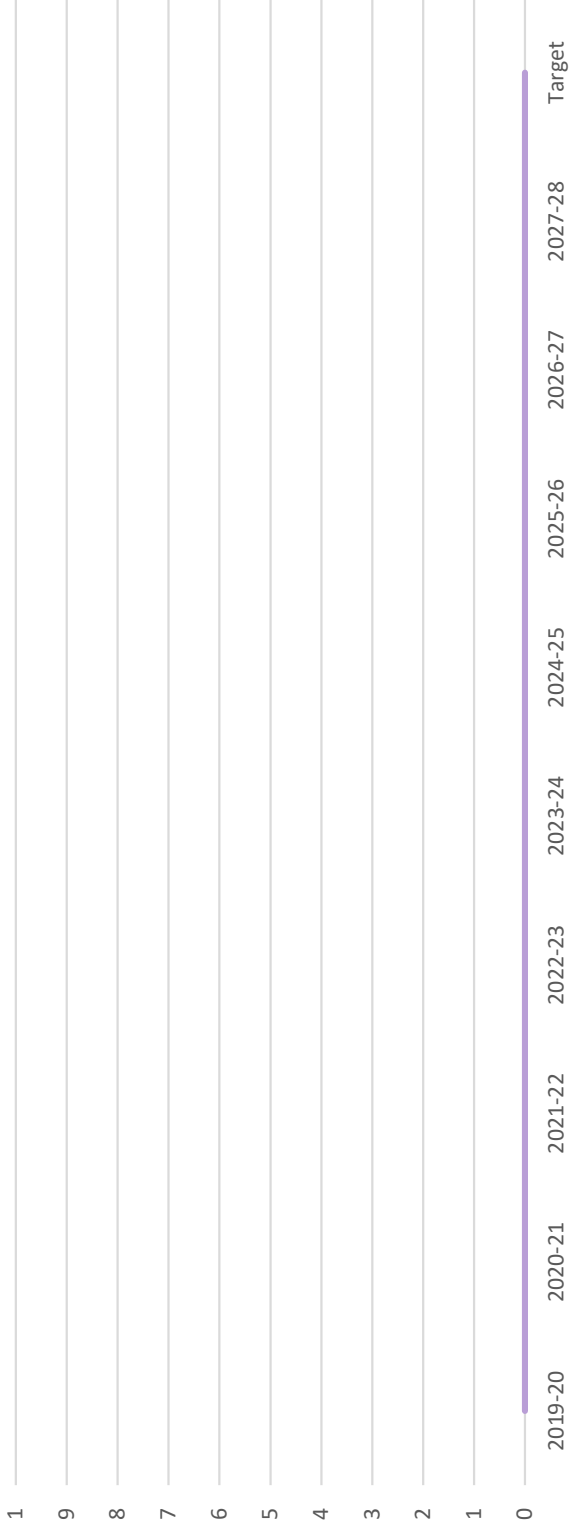


Insert comment here*

#3: Fewer people return to homelessness from housing (returns to homelessness are reduced)

	2019-20	2020-21	2021-22	2022-23	2023-24	2024-25	2025-26	2026-27	2027-28	Target
Returns to homelessness from housing (that year)	0	0	-	-	-	-	-	-	-	0

Returns to homelessness from housing (that year)




Insert comment here*

#4: Fewer Indigenous peoples experience homelessness (Indigenous homelessness is reduced)

	2019-20	2020-21	2021-22	2022-23	2023-24	2024-25	2025-26	2026-27	2027-28	Target
Indigenous peoples experiencing homelessness for at least one day (that year)	0	0	-	-	-	-	-	-	-	0

Indigenous peoples experiencing homelessness for at least one day (that year)




Insert comment here*


#5: Fewer people experience chronic homelessness (chronic homelessness is reduced)

	2019-20	2020-21	2021-22	2022-23	2023-24	2024-25	2025-26	2026-27	2027-28	Target
People experiencing chronic homelessness for at least one day (that year)	0	0	-	-	-	-	-	-	-	0

People experiencing chronic homelessness for at least one day (that year)



Insert comment here*



Designated Community – Community Advisory Board

Note: You may list more than one name or organization for each sector. ESDC will not sell, distribute, trade or transfer your information to other government departments, businesses, institutions, organizations or individuals outside ESDC for any other purposes, unless required by law.

Sector	Community Advisory Board Member(s)
Service Canada (Ex-Officio Member)	Glenn Budget (Service Canada)
Provincial/Territorial government	Chris Bowes (NBPSDHU), Kathleen Eveson (DNSSAB-OW)
Local/Municipal government	Shannon Palmer (North Bay Jail)
Indigenous peoples and organizations	Kathy Fortin (North Bay Indigenous Friendship Centre), John Hamilton (North Bay Indigenous Friendship Centre), Gislain Ouellette (Nipissing First Nation True Self Program)
Veterans Affairs Canada or veterans serving organizations	Sherry Culling (Legion Service Bureau)
Organizations serving women/families fleeing violence	Charlene Gravelle (Nipissing Transition House), Kathleen Jodouin (Victim Services of Nipissing District), Saskia Hildebrandt (AIDS Committee NB)
Youth and/or youth serving organizations (including Child Welfare Agencies)	Veronique Vanderlinden (Big Brothers Big Sisters), Serena Lecappelain (Big Brothers Big Sisters), Bonita McGory (Salvation Army)
Organizations serving seniors	Lisa Beaudry (Ontario Disability Support Services), Rosemary Abud (Legion Service Bureau), Tanya Vrebosch (DNSSAB-OW), Carla Watson (NBRHC), Bonnie Reynolds (Salvation Army)
Newcomer serving organizations	N/A
Health organizations, including hospitals and other public institutions, and organizations focused on mental health and addictions	Tawnia Healy (North Bay Parry Sound District Health Unit), Terri McIntosh (North Bay Regional Health Center), Amanda Saucier (North Bay Jail), Chris Wyness (Nipissing Mental Health Housing and Support Services), Christal Ladoceur (NMHHSS), Kali Sohm (North Bay Nurse Practitioner-Led Clinic), Gisele Belanger (North Bay Nurse Practitioner-Led Clinic), Stephanie Arndt (Ontario Disability Support Services)
Individuals with lived experience of homelessness	N/A
Organizations serving individuals experiencing or at risk of homelessness	Nicole Millage (Hope Awaits Ministries), Stuart Bailey (NIP), Donna Forget (Nipissing First Nation - True Self Debwewendizwin), Lana Mitchell (LIPI), Andre-Phillip Rose (LIPI), Doug Davidson (CCNB), Sue Rinneard (CCNB), Emmi Lunel (AIDS Committee NB)
Private sector	N/A
Landlord associations and/or the housing sector	Tricia Marshall (Near North Landlords Association), TracyAnne Bethune (Nipissing District Housing Corporation), Dennis Spencer (Nipissing District Housing Corporation), Jeff Serran (Triple Link Housing)
Other	Karrie Lepoudre (Canadian Red Cross), Dennis Chippa (The Gathering Place), Tiffany Fournier (The Gathering Place), Stephanie Lafrienier (YES), Jordie Leggett (YES)

District of Nipissing Social Services Administration Board

Other

Community Advisory Board Chairs or Co-Chairs (if applicable):

I affirm that the above members of the Community Advisory Board have reviewed the attached Community Homelessness Report and that the majority of Community Advisory Board members approve of its content.

Lana Mitchell

Name

DocuSigned by:

Lana Mitchell

38E7F635FA4C4E2

Signature

6/30/2021

Date

Doug Davidson

Name

[Handwritten Signature]

Signature

07/12/21

Date

Name

Signature

Date