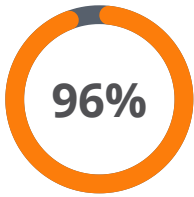


District of Nipissing Pre-Kindergarten Experiences Survey (PKES) - 2020

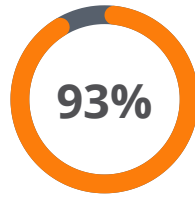
This survey targeted parents/caregivers of children entering school for the first time in September 2020 across the District of Nipissing. The survey helps us better understand the environments, relationships, and services that impact children and families' overall health and well-being.

Participation in the survey was voluntary and the estimated response rate was approximately 18%. Therefore, caution should be used when interpreting the results and should not be used to draw conclusions for the entire District.

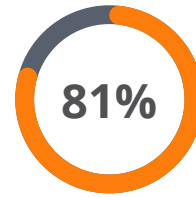
CHILD HEALTH & DEVELOPMENT



Reported good or excellent overall health for their child



Reported access to a regular health care provider



Reported completing the 18-month developmental screen



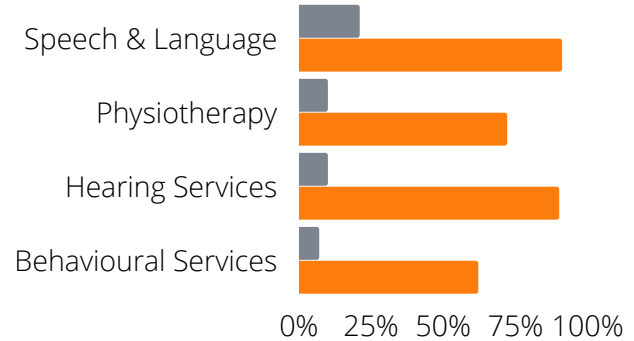
25%

Reported at least one health concern for their child, including:

- 1 Allergies (6%)
- 2 Vision (6%)
- 3 Dental (5%)
- 4 Hearing (2%)

Other concerns: speech and language, autism, COVID, balance, toileting, pneumonia

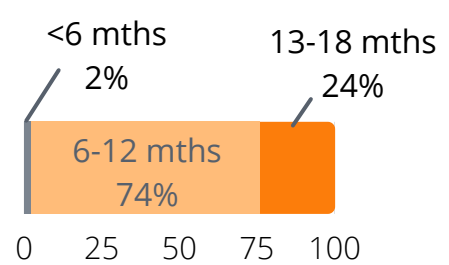
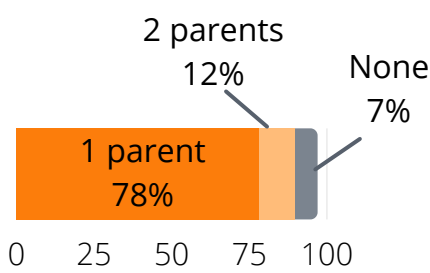
The majority of those requiring services were able to receive them



Legend:
■ Required Services
■ Received Services

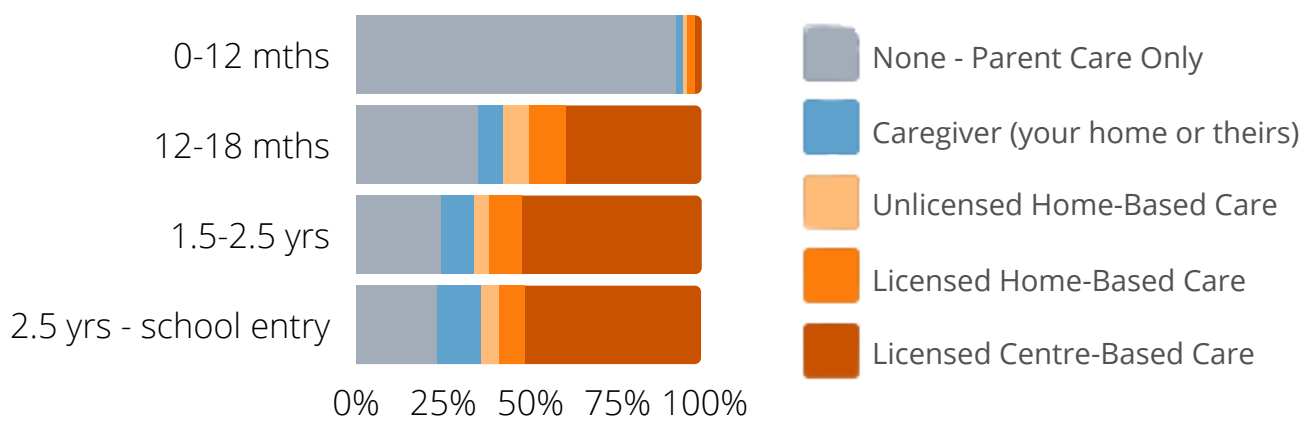
CHILD CARE & EARLY YEARS EXPERIENCES

Parental Leave Taken



Child Care Arrangements

As in years past, the need for child care increases as children get older and parents/caregivers return to work. However, given restrictions due to COVID-19 and more parents working from home, the percentage of children in licensed child care the year prior to school entry decreased from previous years.



Program Participation



23% attended literacy & reading programs



55% attended physical activity programs



34% attended child & family programs



20% attended music, arts or dance programs

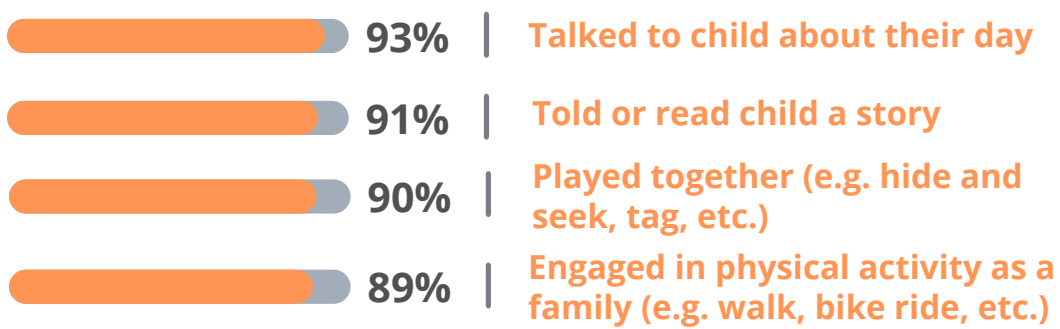
These results depict a slight decrease in program participation in the year prior to starting school from previous years. However, this is expected given the program closures that occurred due to the pandemic.



District of Nipissing Pre-Kindergarten Experiences Survey (PKES) - 2020

FAMILY TIME

Activities most frequently engaged in by families, for 3 days a week or more:



Parenting can be challenging on a good day, but it can be especially challenging through a pandemic. The top 5 challenges identified include:

- 1 Healthy eating (28%)
- 2 Preparing healthy meals (14%)
- 3 Making ends meet (13%)
- 4 Getting child ready for school (12%)
- 5 Finding family time (12%)

Screen Time

16% of children spent 2 or more hours on electronics daily during the week, which climbed to 38% on weekends.



Physical Activity



31% of parents/caregivers reported engaging in moderate to vigorous physical activity for at least 30 minutes 5 or more days per week.

68% of children were reported to have played a sport or engaged in physical activity once a week or more without a coach or instructor.

COMMUNITY



85% feel safe in their neighbourhood

76% feel their community is child friendly



89% feel it is safe for children to play outside during the day



74% feel there are safe parks, playgrounds, and play spaces in their community

FAMILY DEMOGRAPHICS



96% of respondents were mothers



83% of respondents were from a 2-parent household



5% of respondents identified as indigenous

89% of respondents indicated their primary language to be English



Although 23% identified as Francophone, only 11% reported French as their first language at home

Employment Status



Working full-time (51%)
Working part-time (23%)



7% of respondents reported working from home full-time

23% of respondents work between 25-49 hours/week away from the home