



EarlyON 2024

A Year in Review

Data presented for January 1 to December 31, 2024

27

EarlyON

locations open across the
District of Nipissing




In Person Sessions Offered



3,074

Drop-in



192

Outdoor



14 locations offer
French or Bilingual
programs & services



3 locations offered
weekend programs
while **6** offered
evening programs

Adults



1,704
unique served

16,986
total visits

Children




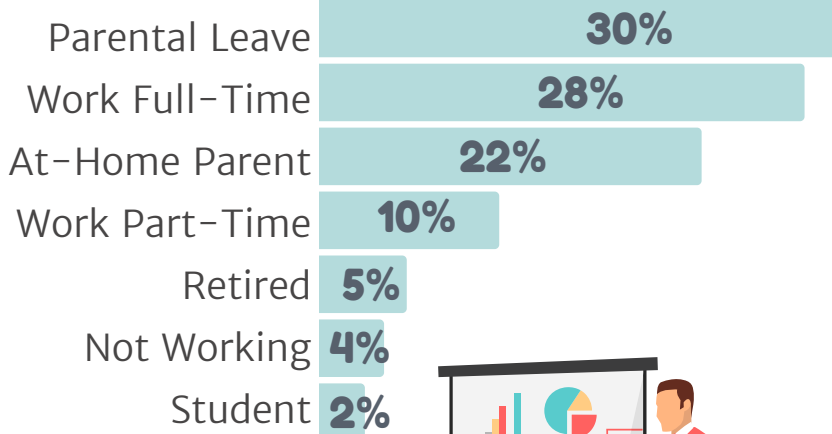
1,909
unique served

22,056
total visits

Adult Demographics

Values represent the percentage of participants that completed the corresponding section of their EarlyON profile.

Employment Status



Language & Culture

Spoken at home

73.8% English
21.7% Bilingual/multiple
3.1% French
0.2% Indigenous



8.9%
Indigenous



4.2%
Francophone



87% married
or common-law
13% are lone
parent families



51.2%
have annual
household income
of \$80k or more



81.2%
have a
post-secondary
degree/diploma

Female



36 yrs.
Average Age

12
Average Visits

Male



40 yrs.
Average Age

7
Average Visits

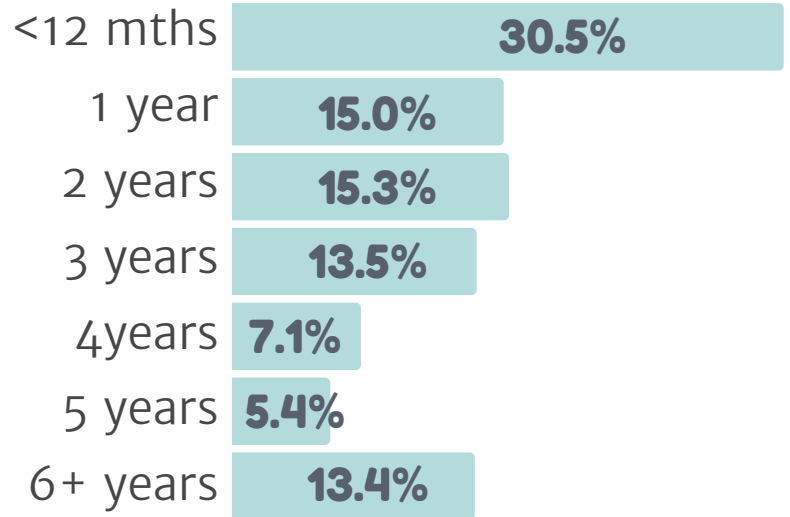
Child Demographics

Values represent the percentage of participants that completed the corresponding section of their EarlyON profile.

2½ years

average age of children attending programming


Age Groups of Children Served



Average of **12** visits



Site Attendance by Language



Attendance Trends

Children served has increased **9%** from 2023, now exceeding EarlyON's pre-pandemic reach.

